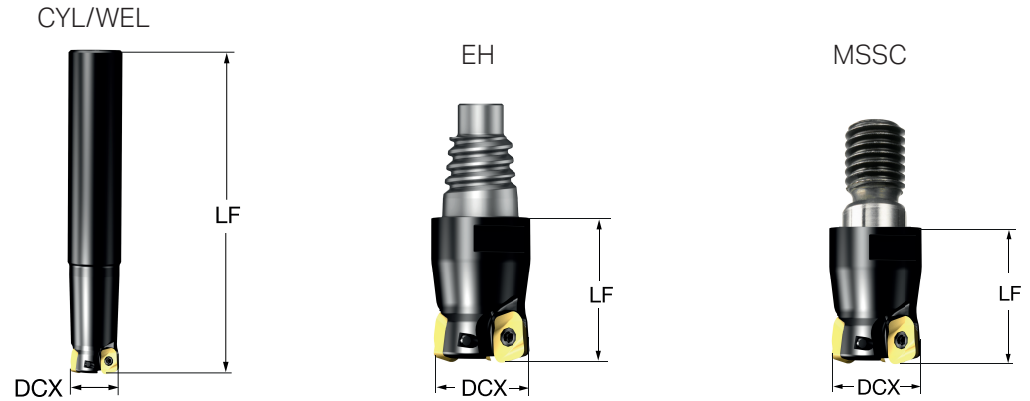


Tailor Made



CoroMill® MH20 high feed cutter body tailor made offer (Metric)

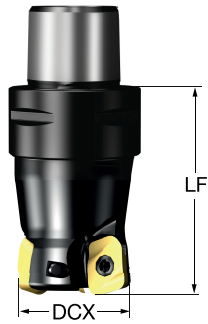
- Available in CAPP family: M207
- Available with insert sizes: iC06, iC08
- Diameter range considering DCX: 15.875 – 66.00 mm
- Range of tool diameter and functional length is available with increments of 0.01 mm.
- Only right-hand option available with variable number of inserts (Zn), diff. pitch (D/R) and coolant (Y/N).



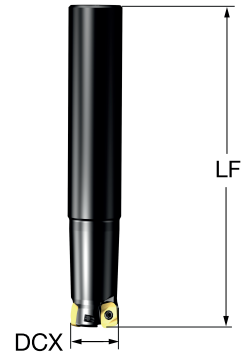
Insert size	Adaptor	Adaptor size	Tool diameter (DCX)	Zn	Functional length (LF)	Coolant option	
iC 06	CYL/WEL	16	15.875 – 20.0	2 – 3	80 – 160	Yes/No	
		20	15.875 – 25.4	2 – 4	80 – 210		
		25	19.05 – 32.0	2 – 5	100 – 250		
		32	25.0 – 32.0	2 – 5	100 – 250		
	EH	16	15.875 – 20.0	2 – 3	25 – 35		
		20	20.0 – 25.4	2 – 4	25 – 40		
		25	25.0 – 32.0	2 – 5	25 – 50		
	MSSC	8 – 16	16.00 – 32.00	2 – 5	25 – 45		Yes/No

*Depending on diameter/DCON

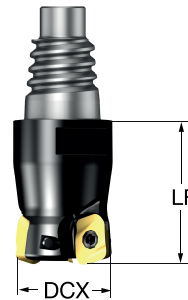
COROMANT
CAPTO




CYL/WEL



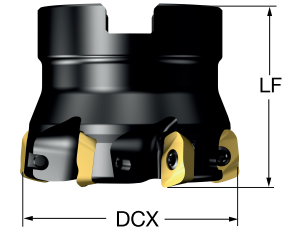
EH



MSSC



TDA



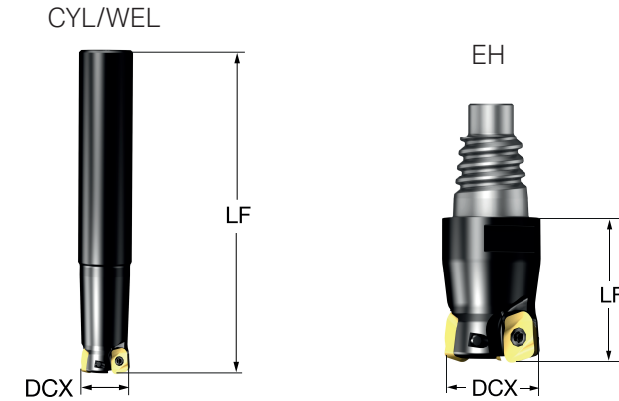
Insert size	Adaptor	Adaptor size	Tool diameter (DCX)	Zn	Functional length (LF)	Coolant option
iC 08	COROMANT CAPTO	C3	20.0 – 36.0	2 – 4	40 – 80	Yes/No
		C4	20.0 – 44.0	2 – 5	45 – 80	
		C5	20.0 – 66.0	2 – 7	45 – 100	
	CYL/WEL	20	19.05 – 25.4	2 – 3	80 – 210	
		25	19.05 – 32.0	2 – 4	100 – 250	
		32	25.0 – 40.0	2 – 5	100 – 250	
	EH	20	20.0 – 25.0	2 – 3	28 – 40	
		25	25.0 – 32.0	2 – 4	29 – 50	
	MSSC	10 – 16	20.00 – 32.00	2 – 4	30 – 45	
TDA	16	38.0 – 44.0	3 – 5	40 – 52		
	22	49.0 – 66.0	3 – 7	40 – 52		

*Depending on diameter/DCON

Tailor Made

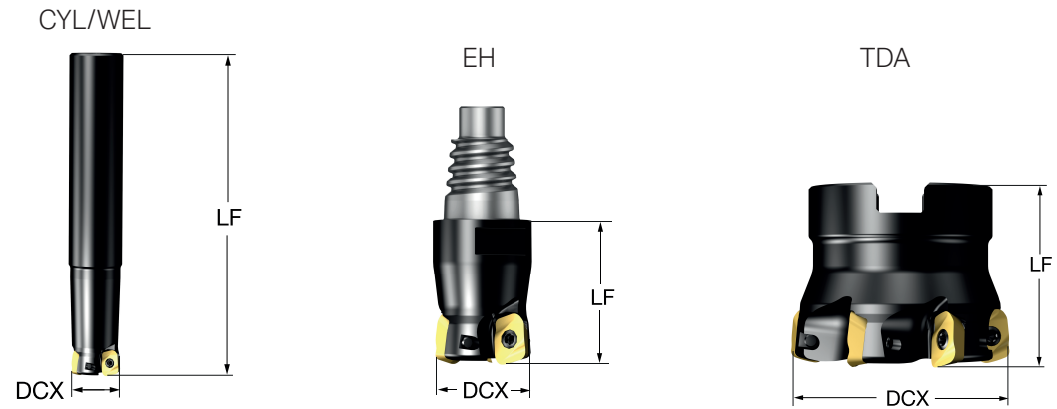
CoroMill® MH20 high feed cutter body tailor made offer (Inch)

- Available in CAPP family: M207
- Available with insert sizes: iC06, iC08
- Diameter range considering DCX: 5/8 – 2.6 inches (15.875 – 66.00 mm)
- Range of tool diameter and functional length is available with increments of 0.005 inch.
- Only right-hand option available with variable number of inserts (Zn), diff. pitch (D/R) and coolant (Y/N).



Insert size	Adaptor	Adaptor size	Tool diameter (DCX)	Zn	Functional length (LF)	Coolant option
iC 06	CYL/WEL	5/8"	15.875 – 20.0	2 – 3	80 – 160	Yes/No
		3/4"	15.875 – 25.4	2 – 4	80 – 210	
		1"	19.05 – 32.0	2 – 5	100 – 250	
		1 1/4"	25.0 – 32.0	2 – 5	100 – 250	
	EH	16	15.875 – 20.0	2 – 3	25.4 – 35	
		20	19.05 – 25.4	2 – 4	25.4 – 40	
		25	25.4 – 32.0	2 – 5	25.4 – 50	

*Depending on diameter/DCON



Insert size	Adaptor	Adaptor size	Tool diameter (DCX)	Zn	Functional length (LF)	Coolant option
iC 08	CYL/WEL	3/4"	19.05 – 25.4	2 – 3	80 – 210	Yes/No
		1"	19.05 – 32.0	2 – 4	100 – 250	
		1 1/4"	25.0 – 40.0	2 – 5	100 – 250	
	EH	20	19.05 – 25.4	2 – 3	28.2 – 40	
		25	25.4 – 32.0	2 – 4	29 – 50	
	TDA	3/4"	49.0 – 66.0	3 – 7	40 – 52	

**Depending on diameter/DCON*